


McAulley		Fenland					2017		Form A			
Pilot ID		Power Sports Known +3							Flight #			
No	Symbol	Cat. No.	K	Total K	Example marks:		Remarks	Pos	Item	K	Grade	
					[7][5]	[0][0]						
					Zeros and Averages:							
					[H][Z]	[P][Z]	[A][V]					
1		7.3.2.1 9.1.2.2	14 6	20					Positioning	15	.	
2		7.2.3.3 9.1.3.2	6 4	10					Fig K	Total K		
									125	140		
3		5.2.1.1	17	17					Penalties			
									Too Low			
									Too High			
									Interruptions			
									Insertions			
									Trg. Violation			
									Faulty Wing Rocks			
									Disqual. Fig.			
									Other (note...)			
4		7.2.2.1 9.1.3.2	6 4	10					Final Freestyle			
									Duration	Min	Sec	
5		1.1.2.1	7	7					Judges Details			
									Signature			
									Name			
									Number			
6		1.1.6.3 9.11.1.5	10 4	14								
7		8.4.1.1 9.1.5.1	13 2	15								
8		5.3.3.1	18	18								
9		8.5.6.1 9.1.4.2	10 4	14								
10												
11												
12												

pilot
 NAC
 A/C



McAulley	Fenland	2017	FORM B
Pilot ID #	Power Sports Known +3		Flight #

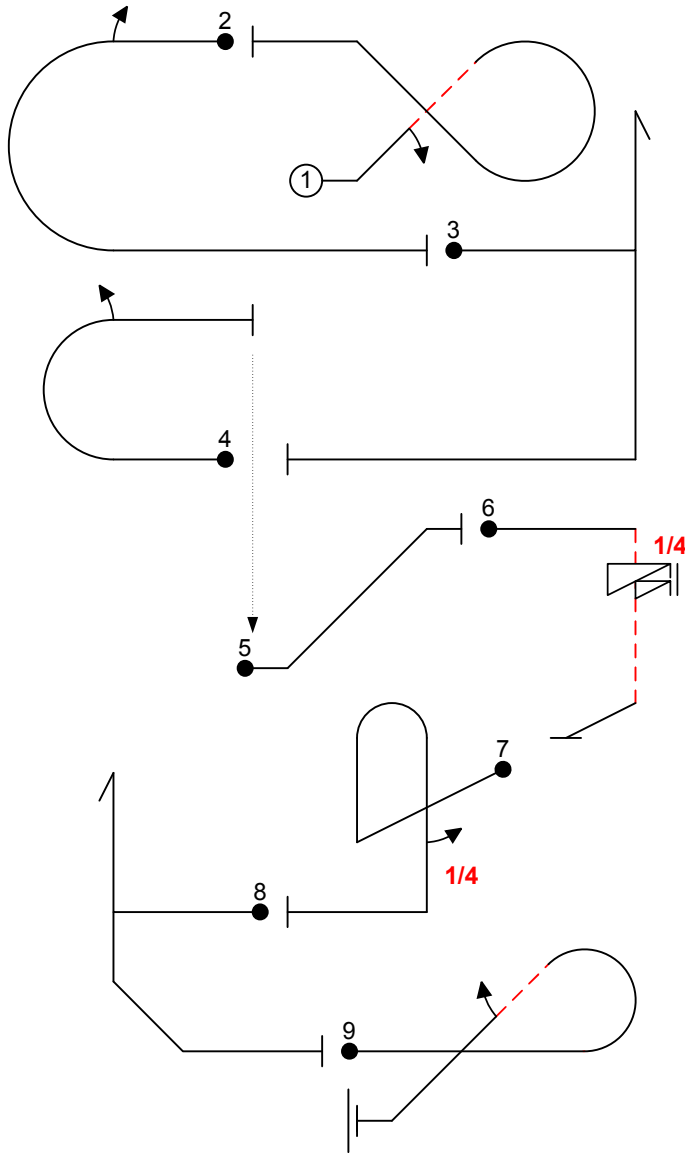

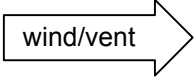


Fig 1 SF7	7.3.2.1 9.1.2.2	14 6	20
Fig 2 SF7	7.2.3.3 9.1.3.2	6 4	10
Fig 3 SF5	5.2.1.1	17	17
Fig 4 SF7	7.2.2.1 9.1.3.2	6 4	10
Fig 5 SF7	1.1.2.1	7	7
Fig 6 SF7	1.1.6.3 9.11.1.5	10 4	14
Fig 7 SF7	8.4.1.1 9.1.5.1	13 2	15
Fig 8 SF5	5.3.3.1	18	18
Fig 9 SF7	8.5.6.1 9.1.4.2	10 4	14
Total K 125			

Your extra 3 McAulley figures (total = 30K)

Fig 11			
Fig 12			
Fig 13			
Total K 30			

Pilot
NAC
AC



McAulley		Fenland		2017		FORM C	
Pilot ID #	Power Sports Known +3					Flight #	

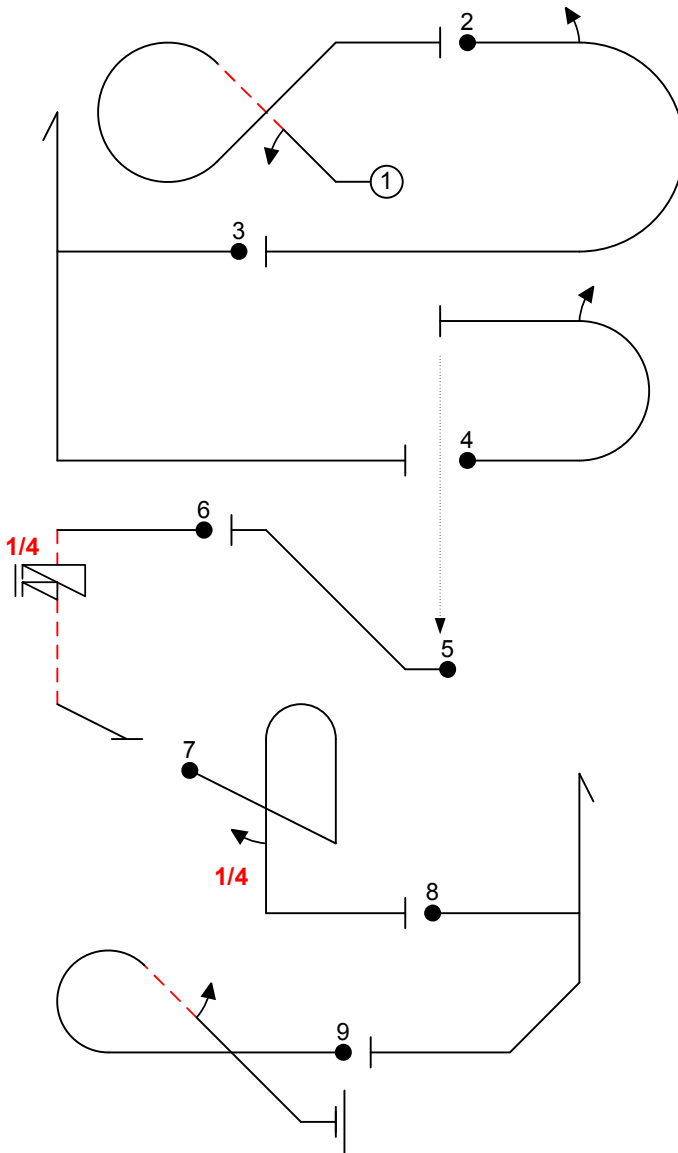


Fig 1 SF7	7.3.2.1 9.1.2.2	14 6	20
Fig 2 SF7	7.2.3.3 9.1.3.2	6 4	10
Fig 3 SF5	5.2.1.1	17	17
Fig 4 SF7	7.2.2.1 9.1.3.2	6 4	10
Fig 5 SF7	1.1.2.1	7	7
Fig 6 SF7	1.1.6.3 9.11.1.5	10 4	14
Fig 7 SF7	8.4.1.1 9.1.5.1	13 2	15
Fig 8 SF5	5.3.3.1	18	18
Fig 9 SF7	8.5.6.1 9.1.4.2	10 4	14
Total K 125			

Your extra 3 McAulley figures (total = 30K)

Fig 11			
Fig 12			
Fig 13			
Total K 30			